

MIG/MAG Welding Torches "ABIMIG[®] GRIP A LW"

Air cooled • rating 240 A up to 430 A

- ✘ Low Weight Biko[®] – up to 50% weight saving
- ✘ Ergonomic short handle with "GRIP" soft components on the handle, thumb rest and ball joint – guarantees optimal handling in all positions
- ✘ Screw-on gas nozzle with thermo-protective insulation – extending torch life
- ✘ Function integrated tip holder (gas diffuser, gas nozzle holder and contact tip holder in one piece) – reduces stock requirements
- ✘ Laminar gas feed – excellent gas coverage for best welding results
- ✘ Changeable gas nozzle seat – "extends" operating cycle of the torch neck and reduces maintenance costs
- ✘ Electrically insulated liner and connection nut (on the central adaptor) – enables exact setting of the arc parameters and therefore repeatability of welding results

Additionally for ABIMIG[®] GRIP A 405 LW:

- ✘ Biko[®] with large flow cross-section – guarantees gas coverage
- ✘ Specially designed steel liner – guarantees optimum and consistent wire feeding



ABIMIG[®] GRIP A 305 LW

Technical data (EN 60 974-7):

Rating: 315 A / 270 A CO₂
300 A / 240 A Mixed Gases
M21 (DIN EN 439)

Duty cycle: 35 % / 60 %

Wire size: 0.8 – 1.2 mm

ABIMIG[®] GRIP A 355 LW

Technical data (EN 60 974-7):

Rating: 350 A / 300 A CO₂
320 A / 270 A Mixed Gases
M21 (DIN EN 439)

Duty cycle: 35 % / 60 %

Wire size: 1.0 – 1.6 mm

ABIMIG[®] GRIP A 405 LW

Technical data (EN 60 974-7):

Rating: 430 A / 370 A CO₂
350 A / 300 A Mixed Gases
M21 (DIN EN 439)

Duty cycle: 35 % / 60 %

Wire size: 1.0 – 1.6 mm

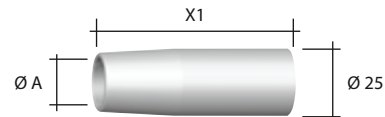
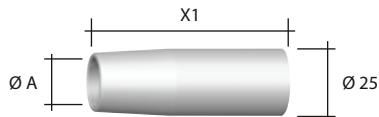
| Torch complete Type | Handle | Part-No. | | | Swan neck | |
|-----------------------------------|---------------------------------|------------|------------|------------|-----------|------------|
| | | 3 m | 4 m | 5 m | Type | Part-No. |
| ABIMIG [®] GRIP A 305 LW | Type "MB GRIP" | 767.D660.1 | 767.D661.1 | 767.D662.1 | 45° | 767.D663.1 |
| ABIMIG [®] GRIP A 355 LW | Type "MB GRIP" | 767.D690.1 | 767.D691.1 | 767.D692.1 | 45° | 767.D693.1 |
| ABIMIG [®] GRIP A 405 LW | Type "ABIMIG [®] GRIP" | 767.D720.1 | 767.D721.1 | 767.D722.1 | 45° | 767.D723.1 |

ABIMIG® GRIP A 305 LW, ABIMIG® GRIP A 355 LW, ABIMIG® GRIP A 405 LW

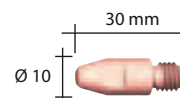
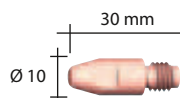
Wear parts

ABIMIG® GRIP A 305 LW ABIMIG® GRIP A 355 LW

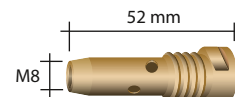
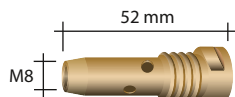
ABIMIG® GRIP A 405 LW



| Gas nozzle (5 pcs.) | Ø A | X1 | | Ø A | X1 | |
|---------------------|------|-------|----------|------|-------|----------|
| Cylindrical | Ø 21 | 71 mm | 145.D024 | Ø 21 | 71 mm | 145.D024 |
| Conical | Ø 18 | 72 mm | 145.D021 | Ø 18 | 72 mm | 145.D021 |
| Conical | Ø 16 | 69 mm | 145.D022 | Ø 16 | 69 mm | 145.D022 |



| Contact tip (10 pcs.) | | M8 | M8 |
|-----------------------|-------|----------|----------|
| E-Cu | Ø 0.8 | 140.0114 | - |
| | Ø 1.0 | 140.0313 | 140.0313 |
| | Ø 1.2 | 140.0442 | 140.0442 |
| | Ø 1.6 | 140.0587 | 140.0587 |
| E-Cu for Al | Ø 0.8 | 141.0003 | 141.0003 |
| | Ø 1.0 | 141.0008 | 141.0008 |
| | Ø 1.2 | 141.0015 | 141.0015 |
| | Ø 1.6 | 141.0022 | 141.0022 |
| CuCrZr | Ø 0.8 | 140.0117 | 140.0117 |
| | Ø 1.0 | 140.0316 | 140.0316 |
| | Ø 1.2 | 140.0445 | 140.0445 |
| | Ø 1.6 | 140.0590 | 140.0590 |



| Contact tip holder (5 pcs.) | M8 | M8 |
|-----------------------------|------------|------------|
| M8 | 014.D745.5 | 014.D745.5 |



| Adapter piece (5 pcs.) | 767.D668.5 | 767.D729.5 |
|------------------------|------------|------------|
| | 767.D668.5 | 767.D729.5 |

| Liner | | 305 / 355 | | 405 | | 305 / 355 | | 405 | |
|----------------------|-----|-----------|----------|----------|----------|-----------|----------|-----|--|
| | | for 3 m | for 3 m | for 4 m | for 4 m | for 5 m | for 5 m | | |
| Liner | 0.8 | 124.0011 | - | 124.0012 | - | 124.0015 | - | | |
| | 1.0 | 124.0026 | 124.D113 | 124.0031 | 124.D114 | 124.0035 | 124.D115 | | |
| | 1.2 | 124.0026 | 124.D116 | 124.0031 | 124.D117 | 124.0035 | 124.D118 | | |
| | 1.6 | 124.0041 | 124.D119 | 124.0042 | 124.D120 | 124.0044 | 124.D121 | | |
| PTFE liner | 0.8 | 126.0005 | - | 126.0008 | - | 126.0011 | - | | |
| | 1.0 | 126.0021 | - | 126.0026 | - | 126.0028 | - | | |
| | 1.2 | 126.0021 | - | 126.0026 | - | 126.0028 | - | | |
| | 1.6 | 126.0039 | - | 126.0042 | - | 126.0045 | - | | |
| Carbon PTFE liner | 0.8 | 127.0002 | - | 127.0003 | - | 127.0004 | - | | |
| | 1.0 | 127.0005 | - | 127.0007 | - | 127.0008 | - | | |
| | 1.2 | 127.0005 | - | 127.0007 | - | 127.0008 | - | | |
| | 1.6 | 127.0010 | - | 127.0012 | - | 127.0013 | - | | |

Note: Combined wire guides for ABIMIGA / A T 405 LW on page 33.