

TIG Welding Torches "ABITIG® GRIP" air and liquid cooled



- ☒ One ergonomic handle with "GRIP" for all ABITIG® GRIP torch types – offers high grip-ability and optimum feel
- ☒ Modular switching and control functions integrated into the handle – individually and ergonomically
- ☒ Short ball joint for optimum movement radius and ideal handling
- ☒ Light and flexible cable assemblies with modular machine-side connections for most available TIG welding power sources
- ☒ Consumables compatible to the international standard

ABITIG® GRIP 17

Technical data (EN 60 974-7):

Type of cooling: air cooled

Rating: 140 A DC

100 A AC

Duty cycle: 35 %

Tungsten electrodes: Ø 0.5–2.4 mm

ABITIG® GRIP 18

Technical data (EN 60 974-7):

Type of cooling: liquid cooled¹

Rating: 320 A DC

230 A AC

Duty cycle: 100 %

Tungsten electrodes: Ø 0.5–4.0 mm

¹Torch input pressure:

Min. 2.5 bar (max. 3.5 bar);

Min. flow rate: 0.9 l/min.

ABITIG® GRIP 26

Technical data (EN 60 974-7):

Type of cooling: air cooled

Rating: 180 A DC

130 A AC

Duty cycle: 35 %

Tungsten electrodes: Ø 0.5–4.0 mm

Technical data based on cable assembly lengths of up to 8.00 m.



Torch complete			Torch body	
Type	Cooling	Part-No.	Version	Part-No.
ABITIG® GRIP 17	air cooled	see comment	Standard	712.1020
ABITIG® GRIP 17 F	air cooled	see comment	Flexible	712.1030
ABITIG® GRIP 18	liquid cooled	see comment	Standard	712.2020
ABITIG® GRIP 18 F	liquid cooled	see comment	Flexible	712.2030
ABITIG® GRIP 18 K	liquid cooled	see comment	Short	712.2230
ABITIG® GRIP 26	air cooled	see comment	Standard	712.4020
ABITIG® GRIP 26 F	air cooled	see comment	Flexible	712.4030
ABITIG® GRIP 26 K	air cooled	see comment	Short	712.4230




² Due to the highly differing types of connections on the machine side we cannot list order numbers for complete torches. Please use the TIG torch overview for the order of complete torches – this you can find in the download area of our website www.binzel-abicor.com.




ABITIG® GRIP 17, ABITIG® GRIP 18, ABITIG® GRIP 26




Wear parts

		
Back cap (10 pcs.)	Short 712.1053	Long 712.1051


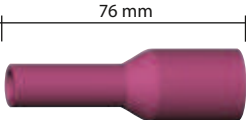

		
Collet (10 pcs.)	Version (50 mm)	Version (52 mm)
Ø 0.5 mm	702.0005 / 10N21	701.0169 / 10N21D
Ø 1.0 mm	702.0006 / 10N22	701.0171 / 10N22D
Ø 1.2 mm	702.0007 / -	701.0170 / -
Ø 1.6 mm	702.0008 / 10N23	701.0172 / 10N23D
Ø 2.0 mm	702.0012 / -	701.0176 / -
Ø 2.4 mm	702.0009 / 10N24	701.0173 / 10N24D
Ø 3.2 mm	702.0010 / 10N25	701.0174 / 10N25D
Ø 4.0 mm	702.0011 / 54N20	701.0175 / 54N20D

			
Insulating ring/Adaptor	Insulating ring (10 pcs.) 703.0012 / 18CG	Adaptor (10 pcs.) 701.0130 / 54N01	Adaptor (5 pcs.) 701.1122 / 54N63

			
Collet body	Standard version (10 pcs.)	Standard version with gas lens (10 pcs.)	Jumbo version with gas lens (5 pcs.)
Ø 0.5–1.2 mm	701.0190 / 10N30	701.0201 / 45V24	-
Ø 1.6 mm	701.0191 / 10N31	701.0203 / 45V25	701.1116 / 45V116
Ø 2.0 mm	701.0196 / 10N32	701.0207 / 45V26	-
Ø 2.4 mm	701.0196 / 10N32	701.0207 / 45V26	701.1117 / 45V64
Ø 3.2 mm	701.0197 / 10N28	701.0209 / 45V27	701.1118 / 995795
Ø 4.0 mm	701.0198 / 406488	701.0211 / 45V28	701.1208 / 45V63

			
Gas nozzle, ceramic (10 pcs.)	Standard version	Standard version for gas lens	Jumbo version for gas lens
No. 4 Ø 6.5 mm	701.0107 / 10N50	701.0420 / 54N18	-
No. 5 Ø 8.0 mm	701.0108 / 10N49	701.0421 / 54N17	-
No. 6 Ø 9.5 mm	701.0109 / 10N48	701.0422 / 54N16	701.1199 / 57N75
No. 7 Ø 11.0 mm	701.0110 / 10N47	701.0423 / 54N15	-
No. 8 Ø 12.5 mm	701.0111 / 10N46	701.0424 / 54N14	701.1200 / 57N74
No. 10 Ø 16.0 mm	701.0113 / 10N45	-	701.1201 / 53N88
No. 12 Ø 19.5 mm	701.0114 / 10N44 ¹	701.0426 / 54N19	701.1121 / 53N87

¹ 50 mm long

			
Gas nozzle, ceramic (10 pcs.)	Standard version	Standard version for gas lens	Jumbo version for gas lens ²
No. 5 Ø 8.0 mm	701.0115 / 10N49L	701.0427 / 54N17L	-
No. 6 Ø 9.5 mm	701.0116 / 10N48L	701.0428 / 54N16L	-
No. 7 Ø 11.0 mm	701.0117 / 10N47L	701.0429 / 54N15L	-
Ø 24.0 mm	-	-	701.1202 / 53N89

² not suitable for high frequency