

MIG/MAG Welding Torches "MB GRIP" air cooled

Rating 220 A up to 320 A

- ☒ Ergonomic short handle with "GRIP" insert – for best accessibility
- ☒ "GRIP", soft components on the handle and thumb rest – positive handling even in extreme conditions
- ☒ Short ball joint with optimum movement radius – perfect handling
- ☒ Optimum cooling of the torch – extending torch life
- ☒ Biko[®] R air cooled torches – high flexibility even at low temperatures, extremely UV resistant, considerably increased temperature resistance and tensile strength
- ☒ Time saving torch change over due to the ABICOR BINZEL central connector



MB GRIP 24 KD

Technical data (EN 60 974-7):

Rating: 250 A CO₂
220 A Mixed Gases
M21 (DIN EN 439)

Duty cycle: 60 %

Wire size: 0.8 – 1.2 mm

MB GRIP 26 KD

Technical data (EN 60 974-7):

Rating: 270 A CO₂
240 A Mixed Gases
M21 (DIN EN 439)

Duty cycle: 60 %

Wire size: 0.8 – 1.2 mm

MB GRIP 36 KD

Technical data (EN 60 974-7):

Rating: 320 A CO₂
290 A Mixed Gases
M21 (DIN EN 439)

Duty cycle: 60 %

Wire size: 0.8 – 1.2 mm

Torch complete Type	Handle	Part-No.			Swan neck	
		3 m	4 m	5 m	Type	Part-No.
MB GRIP 24 KD	Type "MB GRIP"	012.0251	012.0252	012.0253	50°	012.0001
MB GRIP 26 KD	Type "MB GRIP"	018.0146	018.0147	018.0148	50°	018.0001
MB GRIP 36 KD	Type "MB GRIP"	014.0334	014.0335	014.0336	50°	014.0006


MB GRIP 24, MB GRIP 26, MB GRIP 36

Wear parts

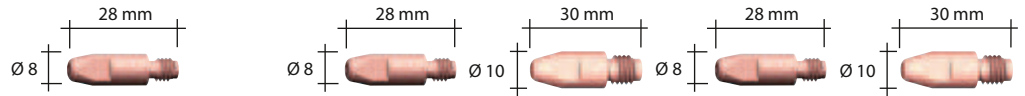
MB GRIP 24 KD

MB GRIP 26 KD

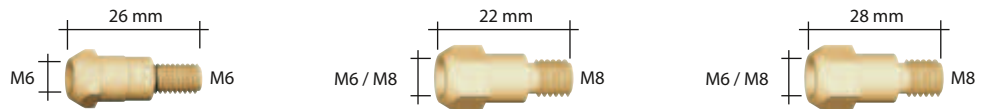
MB GRIP 36 KD




Gas nozzle (10 pcs.)	Ø A		Ø B		Ø C	
Cylindrical	Ø 17	145.0047	Ø 20	145.0051	Ø 19	145.0045
Conical	Ø 12.5	145.0080	Ø 16	145.0085	Ø 16	145.0078
Conical	Ø 10	145.0128	Ø 14	145.0132	Ø 12	145.0126



Contact tip (10 pcs.)		M6	M6	M8	M6	M8
E-Cu	Ø 0.8	140.0051	140.0051	140.0114	140.0051	140.0114
	Ø 1.0	140.0242	140.0242	140.0313	140.0242	140.0313
	Ø 1.2	140.0379	140.0379	140.0442	140.0379	140.0442
E-Cu for Al	Ø 0.8	141.0001	141.0001	141.0003	141.0001	141.0003
	Ø 1.0	141.0006	141.0006	141.0008	141.0006	141.0008
	Ø 1.2	141.0010	141.0010	141.0015	141.0010	141.0015
CuCrZr	Ø 0.8	140.0054	140.0054	140.0117	140.0054	140.0117
	Ø 1.0	140.0245	140.0245	140.0316	140.0245	140.0316
	Ø 1.2	140.0382	140.0382	140.0445	140.0382	140.0445



Contact tip holder (10 pcs.)			
M6	142.0003	142.0007	142.0005
M8	-	142.0082	142.0020



Gas diffuser (10 pcs.)			
Standard	012.0183	018.0116	014.0261
Long life	-	-	014.0026
Ceramic	-	018.0141	014.0023

Liner	for 3 m				for 4 m				for 5 m			
	Insulated liner	Ø 0.8	124.0011	124.0012	124.0015	Ø 1.0	124.0026	124.0031	124.0035	Ø 1.2	124.0026	124.0031
Carbon PTFE liner	Ø 0.8	126.0005	126.0008	126.0011	Ø 1.0	126.0021	126.0026	126.0028	Ø 1.2	126.0021	126.0026	126.0028
	Ø 0.8	127.0002	127.0003	127.0004	Ø 1.0	127.0005	127.0007	127.0008	Ø 1.2	127.0005	127.0007	127.0008
	Ø 1.0	127.0005	127.0007	127.0008	Ø 1.2	127.0005	127.0007	127.0008				

